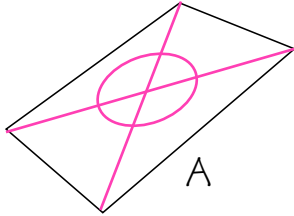


# GROUP WORKOUT #6

**Task #1:** Compare index card “Draw A Square” homework. Identify and note, below, each revelation.

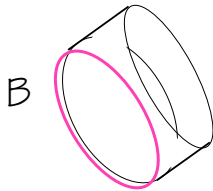
**Task#2:** Do the same as the above with the “Parallel Lines” assignment.

**Task#3:** Identify any drawing discrepancies in these four examples.



A

Assignment: Draw a perspective view of circle centered on an index card.



B

Assignment: Draw a tuna can as viewed from an angle.



C

Assignment: Draw a cylinder with an open end and label.



D Detail from a painting displayed a couple of years ago at MACC.

A Locate center and establish long axis of ellipse with the diagonal line of the rectangle.

B Short axis was too long. Transitional sides are too heavy.

C Ellipse foreshortening incorrect. Label is not aligned with cylinder ellipse.


D \_\_\_\_\_

**Task#4:** Compare the three different images as visual examples of human characteristics and identify the personality of each, e.g. Banker, Politician, etc.

---

---

---



**Task#5:** Create your own visual description of a personality or profession using only line. Consider and incorporate the following descriptive line options: WEIGHT, ACTION and CHARACTER. Utilize the handout on LINE as your resource, which is available in: <http://dicknelsoncolor.com/wp-content/uploads/2012/05/Drawing.pdf>

**Task#6:** Present your group findings to class.