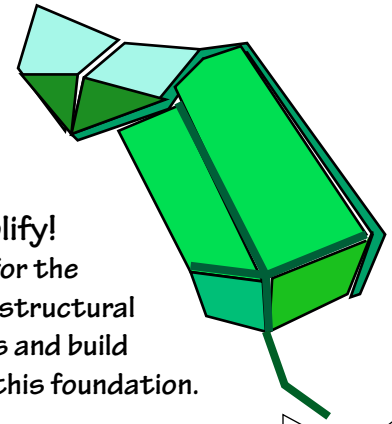
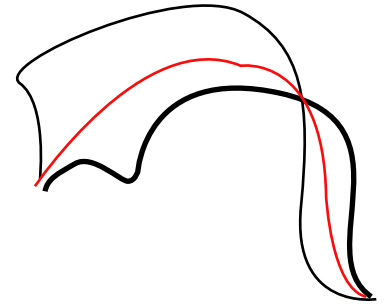
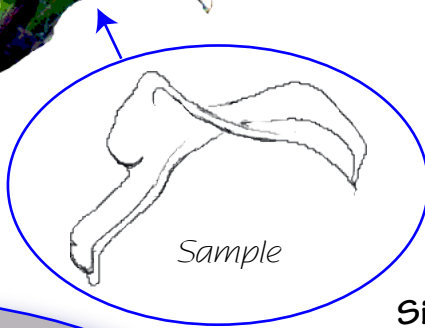

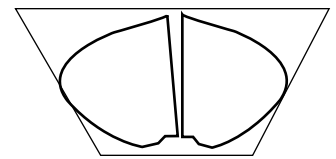
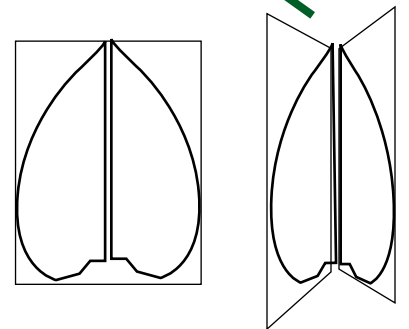


Never leaf well enough alone!

Begin by drawing in the center stem line. Vary the weight of line according to its descriptive role.



Simplify!
Look for the basic structural planes and build from this foundation.



Placing a leaf form in a rectangle helps us visualize the distortion caused by foreshortening.

Draw a portion of a plant or floral arrangement in pencil on white paper.

Draw some organic forms from your imagination by incorporating some of the approaches displayed here.

DRAWING ASSIGNMENT #7

1. Observe and draw the PLANT in the studio .
2. Observe and draw your own organic forms as homework.
3. Between classes, go online and view drawings of natural forms.

Criteria: Be aware of hidden guide lines. If you have a digital camera, document the form for reference and sharing. Vary the weight of line for graphic clarity.