

Drawing/Composition Pre-Course Prep

For those without a printer, or who prefer to draw larger, do the assignment using your drawing pad.


1. Draw a square in Space "A":

2. In Space "B" draw a circle: Using only straight and parallel lines, draw a gradated circle.

3. Draw a box with a partially opened lid in 2pt. perspective as seen from above.


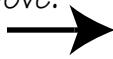
4. In the same picture, draw a cylinder flying level, above and towards us.

5. Freehand draw a real object which is man-made. Draw a second object in the same composition which is organic. Draw a third object which contains folds. Use the space below for all three of these objects.



A

B



C

